

Meet Compat Ella®

Compat Ella® is your new portable partner in enteral feeding. She has been designed from the ground up to help nurses and carers spend more time with their patients and less time managing feeding pumps. She is easy to learn, easy to use and she also speaks a language you can easily understand: your own.

Communicate the Compat Ella® Way

- She speaks English, German, French, Italian, Spanish, Dutch or Swedish*
- Her unique colour screen helps to more easily identify pump status
- Her simple intuitive icons easily identify button function
- She guides you in pump use via her message line

Compat Ella® Makes Things Easier

- Her 30 days of history helps manage patients' nutritional intake
- One-touch priming allows her to start feeding quickly
- She can be washed under running water to keep her clean
- She only needs servicing every 5 years

Compat Ella's Hidden Talents

- Her «Quiet Night» function turns off the end-of-dose alarm
- Her feeding therapy lock can help make enteral feeding at home less confusing
- She can talk to PDMS systems to facilitate nutrition monitoring in ICU patients

Delivering enteral feeding therapies has never been easier.

Meet Compat Ella®.

SHE CAN HELP MAKE TUBE FEEDING EASIER.

* more languages coming soon



Pump Specifications

Pump Weight: 499 g.
Pump Dimensions: L:140 mm x B:140 mm x H:62 mm.
Battery: Li-Ion. 24 hours at 125 mL/hr. 6-Hour recharge time.
Device Classification: Complies with EC regulations as a class IIa device.
Mechanical and Fluid Ingress: IP25.
Maintenance: 5-year service interval.

Compat Ella® Product Range

Pump Kit

- Compat Ella® pump
- AC adapter
- Pole clamp
- Instructions for use

Administration Sets

- Spike set
- 1.5-Litre combiset
- Universal set
- Double spike set

Accessories

- Backpack/Shoulder Bag
- Backpack support/Table stand
- PDMS connection kit
- Nurse call connection kit

Meet Compat Ella® On-Line

Website: www.compatella.com

Training Centre: www.trainingcentre.compatella.com

« An interactive and engaging way to learn how to use Compat Ella®. Learn and practice with videos, tutorials and exercises in 7 languages. »

Ordering Information

Product Name	Article	Distal End	Medication Port
Compat Ella® Pump	12272020	-	-
Compat Ella® Backpack Insert/Table Stand	12277737	-	-
Compat Ella® Backpack	12277736	-	-
Compat Ella® Nurse Call Cable	12279521	-	-
Compat Ella® PDMS Cable	12277770	-	-
Compat Ella® Combiset 1.5L ENFit (™)	12267446	ENFit (™)/ENLock	ENFit (™)/Oral/ENLock/Luer
Compat Ella® Spike Set ENFit (™)	12267463	ENFit (™)/ENLock	ENFit (™)/Oral/ENLock/Luer
Compat Ella® Universal Set ENFit (™)	12267447	ENFit (™)/ENLock	ENFit (™)/Oral/ENLock/Luer

*Additional details available in Compat Ella® instructions for use, or on request. Compat Ella® Pump kit is covered by patents listed at www.compatella.com/patent

* Unless stated otherwise, all trademarks are owned by Société des Produits Nestlé S.A. or used with permission. (1) Bioinformatics assistance of metabolic and nutrition management in the ICU Mette M. Berger and Yok Ai Que. Current Opinion in Clinical Nutrition and Metabolic Care 2011, 14:202-208. / Impact of a computerized information system on quality of nutritional support in the ICU Nutrition Mette Berger et al 22(2006)221-229 / Strack van Schijndel, et al. Computer-aided support and nutrients in the ICU. The Netherlands Journal of Medicine december 2009, vol. 67, no 11: 388-393

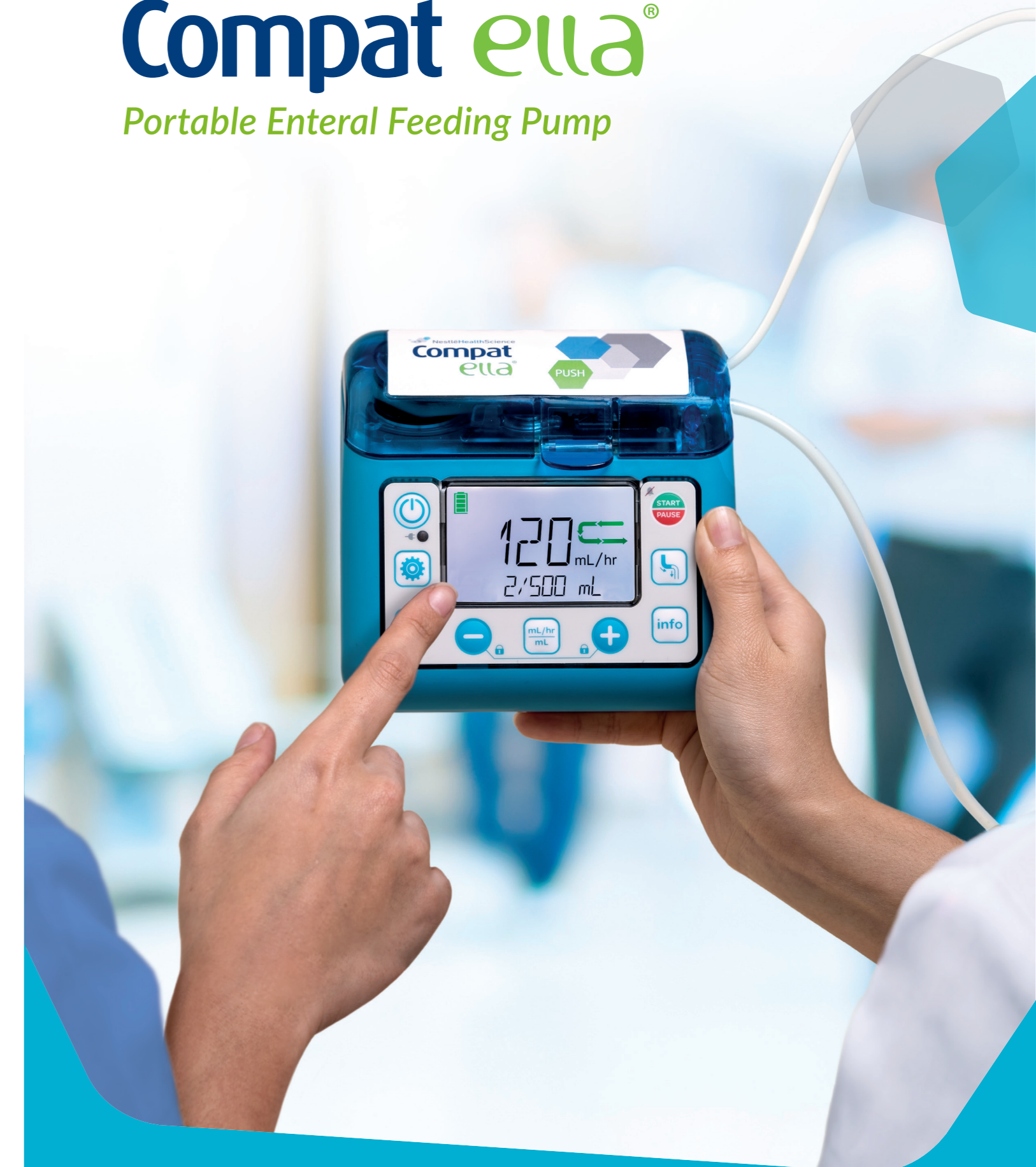
Contact Address:

NestléHealthScience
Compat ella®

NestléHealthScience

Compat ella®

Portable Enteral Feeding Pump



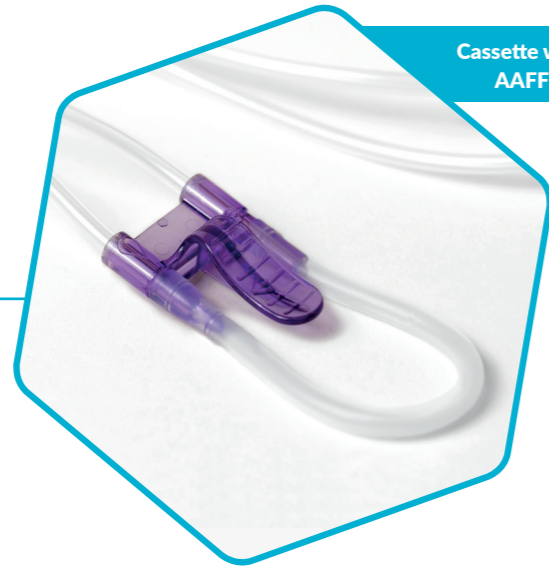
Have you met Compat Ella®?
 SHE CAN HELP MAKE TUBE FEEDING EASIER.

NHSM/D00075 rev.0 18062015



Feed Reliably

- 5% delivery accuracy in any orientation
- AAFF technology: Fail-safe Auto-Anti-Free-Flow. Flow is cassette based and always active
- State-of-the-art alarm detection technology



Cassette with AAFF



Alarms You Can See

- Color coded, easily identifiable icons and text helps solve issues quickly
- Separate alarms for air-in-line, upstream and downstream occlusions
- Customised display for every alarm



Choices for Your Patient

- Continuous or interval feeding programs
- With or without a volume limit
- Feed from 1 mL to 4000 mL and at rates of 1 mL/hr to 600 mL/hr



Take Compat Ella® With You

- Small and lightweight Compat Ella® will fit easily in a backpack
- Enough battery power to run 125 mL/hr all day long (Tested with water)




Enteral Feeding Sets

- Auto-Anti-Free-Flow in every cassette
- 1.5-Liter bag set
- Spike set with ENPlus
- Universal nutrition connector set
- Double spike set
- ENFit™ connectors
- Adapters for Luer®, Oral® and ENLock™ (Medport only)



Information At Your Fingertips

- 30 days of volume delivery history allow long-term precise monitoring of actual delivered volumes
- Separate current delivery and cumulative delivery information



Keep Things Clean

- Compat Ella® can be easily cleaned under running water
- A range of disinfectants can also be used for increased hygiene*



Language Choices

- User definable screen language promotes user understanding
- English, French, German, Italian, Spanish, Dutch and Swedish
- More languages coming soon



Customisable

- Alarm level and screen brightness are easily accessed
- A keypad lock helps avoid accidental button presses



Get Connected

- PDMS / CIS** connections facilitate nutrition monitoring in ICU patients*
- Automated nutritional intake tracking may help improve patient nutritional support and may reduce nurse workload⁽¹⁾
- Nurse call function to help reduce response time



Keeping It Simple

- Lock nutritional therapy parameters to reassure inexperienced patients they are being fed correctly



Quiet Nights for Patients

- The end-of-feeding alarm can be easily turned off to help users get a good night's sleep



Peace of Mind

State-of-the-art feeding accuracy means that Compat Ella® helps to ensure that what is programmed gets delivered*. Should an issue arise, specific alarm messaging shows what the problem is so it can be resolved with a minimum of fuss.

Functional Excellence

Multiple languages. Rolling 30 days history. PDMS connection. Therapy Lock. Compat Ella® also has advanced features built-in and readily accessible.

A long term partner

With a high powered battery, Compat Ella® will run all day, every day. With the ability to wash under running water and a 5-year service interval you can expect Compat Ella® to be ready whenever you need her.

*Additional information available on request.
**PDMS: Patient Data Management System, CIS: Clinical Information system.

Meet Compat Ella®.

SHE CAN HELP MAKE TUBE FEEDING EASIER.